Explanatory notes

Attainment: Revised JPAF

Before 2026, the Jersey Primary Assessment Framework (JPAF) used a "best-fit" approach in Year 2 and Year 6. Teachers looked at a pupil's learning in reading, writing and maths and made an overall judgement based on the progress they had shown.

A revised assessment framework is now being used by Y2 and Y6 teachers. The new framework uses a checklist of skills and knowledge from the national curriculum. Pupils must demonstrate everything on the list to meet the standard. This makes assessments more consistent across schools while still allowing teachers to use their knowledge of each pupil to make their judgements, using a range of every-day class work.

Changes in results may be due to the new assessment method rather than changes in pupils' achievement. For this reason, data from before and after the new framework was introduced should be compared with caution.

Attendance

Attendance measures represent the percentage of all available sessions that were attended by pupils (there are two sessions available in each school day: am and pm sessions). The overall attendance rate represents the percentage of sessions attended by all pupils in the school. The data does not include pupils that are not of compulsory school age i.e. nursery.

Measures for Jersey

Measures of attainment and progress for Jersey reflect all pupils in all fee-paying and non-fee paying Mainstream Primary Government Schools (Special schools not included).

Pupil numbers - Characteristics

Pupil numbers reflect pupils in Nursery to Year 6 recorded in the May 2026 school census.

Multilingual Learners

If a pupil experiences more than one language (which may include English) during early development, then they are deemed to be a Multilingual Learner (ML) and the language/languages other than English are recorded as their home language (introduced in Jersey in 2022) or first language.

School

St Saviour's

Head Teacher

Kirstie Williams

179

Pupils at School

Female/Male

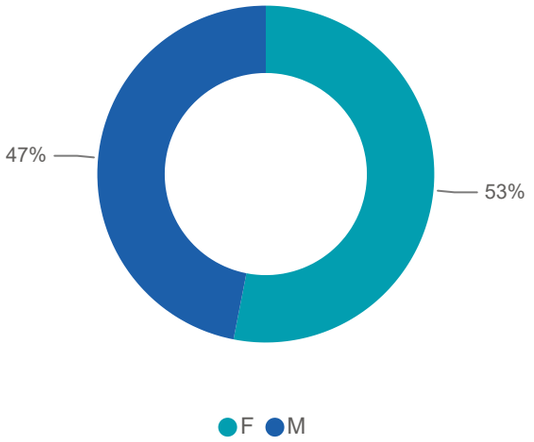

Multilingual Learners

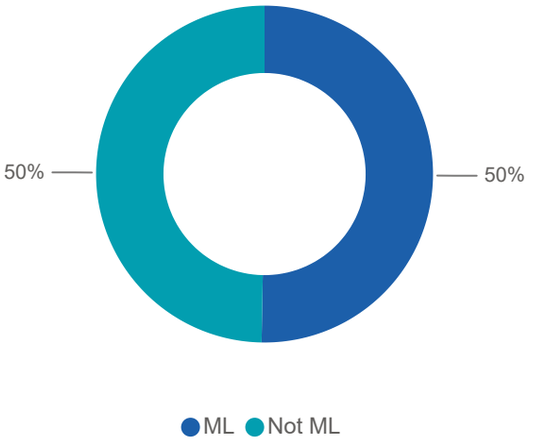

Special Educational Needs or Disabilities

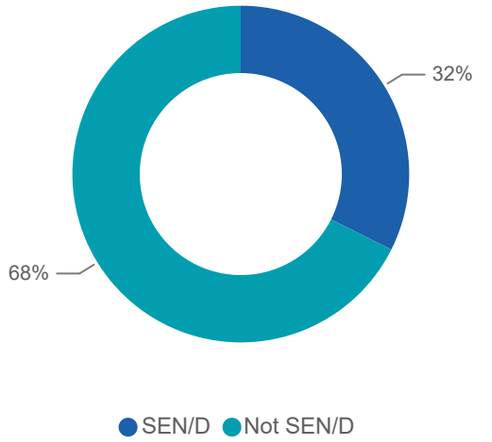

Attendance measures represent the percentage of all available sessions that were attended by pupils (there are two sessions available in each school day: am and pm sessions). The overall attendance rate represents the percentage of sessions attended by all pupils in the school. The data does not include pupils that are not of compulsory school age i.e. nursery.

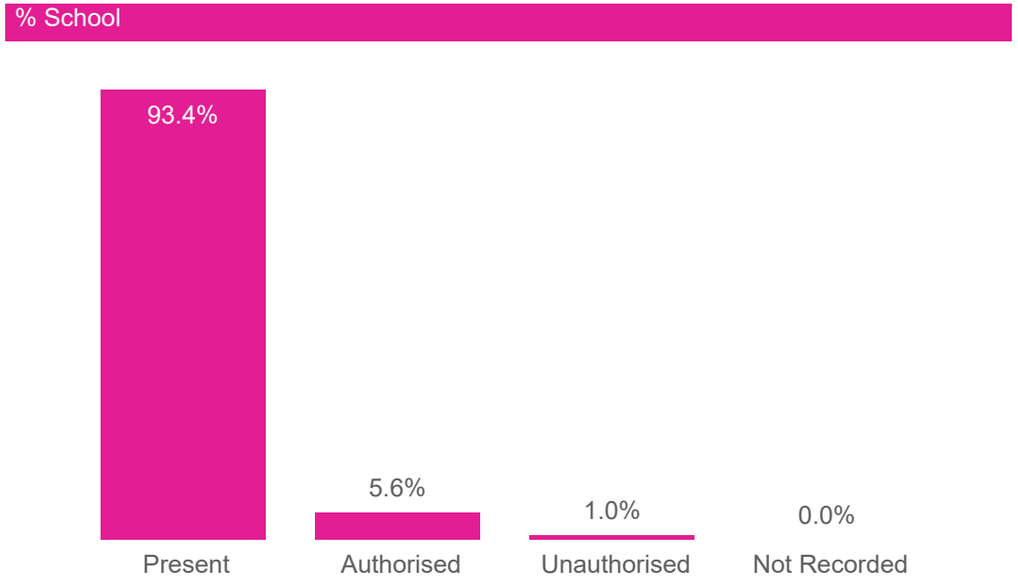

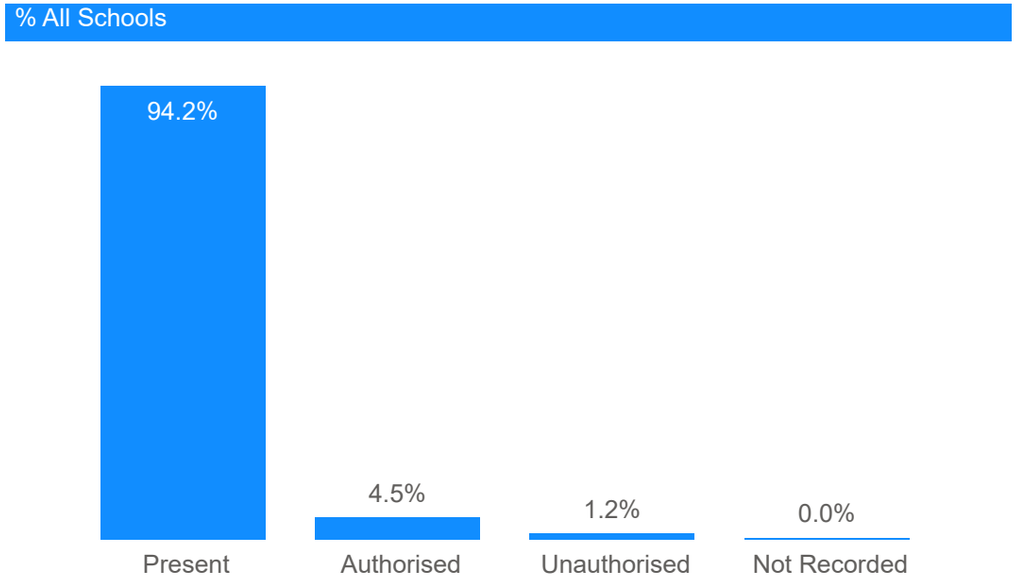

Children, Young People, Education and Skills

Primary School Website Report

Attainment Summary

Before 2026, the Jersey Primary Assessment Framework (JPAF) used a "best-fit" approach in Year 2 and Year 6. Teachers looked at a pupil's learning in reading, writing and maths and made an overall judgement based on the progress they had shown.

A revised assessment framework is now being used by Y2 and Y6 teachers. The new framework uses a checklist of skills and knowledge from the national curriculum. Pupils must demonstrate everything on the list to meet the standard. This makes assessments more consistent across schools while still allowing teachers to use their knowledge of each pupil to make their judgements, using a range of every-day class work.

Changes in results may be due to the new assessment method rather than changes in pupils' achievement. For this reason, data from before and after the new framework was introduced should be compared with caution.

Statistical disclosure controls have been applied to these datasets. Where cohorts (either meeting OR not meeting the standard for each measure) are smaller than 5, the cells in the tables have been concealed.

School - Year 2 Attainment

Subject	% Greater depth	% Expected or above	% Working towards or above
Reading	24.0%	72.0%	
Writing		48.0%	
Mathematics	20.0%	56.0%	

All Schools - Year 2 Attainment

Subject	% Greater depth	% Expected or above	% Working towards or above
Reading	27.2%	70.0%	92.0%
Writing	11.6%	58.2%	90.4%
Mathematics	15.1%	62.6%	92.4%

School - Year 6 Attainment

Subject	% Greater depth	% Expected or above	% Working towards or above
Reading		70.8%	
Writing		33.3%	75.0%
Mathematics		54.2%	

All Schools - Year 6 Attainment

Subject	% Greater depth	% Expected or above	% Working towards or above
Reading	22.2%	70.4%	95.5%
Writing	9.9%	53.3%	92.6%
Mathematics	17.7%	63.4%	94.5%