

Welcome Parents and Carers  
to



St Saviour's Primary School  
Bagatelle Road, St Saviour, Jersey JE2 7TY  
Headteacher: Mrs Kirstie Williams  
T: 01534 725549  
Email: [admin@stsaviour.sch.je](mailto:admin@stsaviour.sch.je)  
Website: <http://www.stsaviour.sch.je>

# Foundation Stage Team



**Mrs Victoria Heart**  
Nursery Teacher



**Mrs Danielle Alsop**  
Teacher



**Miss Kathryn Park**  
Reception Teacher



**Mrs Judy Hodgson**  
EYFS Assistant



**Miss Leanne Landers**  
Teaching Assistant/  
Keyworker



**Mrs Nadia Miles**  
EYFS Assistant



**Mrs Sarah Marett**  
EYFS Assistant

# Nursery

When your child starts at St Saviour's School, the timings for the day are:

## **Morning sessions**

Start time: doors open at 8.30am all children should be in Nursery by 8.45 am at the latest . Doors close at 8.45am.

## **Afternoon sessions**

School finishes: Children can be collected at 12.30pm, 1.30pm or 2.15pm.

The children are entitled to 30 hours funded Nursery education. You can take the full 30 hours across the week daily 8.30am - 2.30pm. As your child transitions into the Nursery we will be supporting your child depending on their individual needs. This may mean that they will be attending shorter sessions and building up their hours when they are ready.

Some children and parents may find it more appropriate to finish at 12.30pm, 1.30pm or 2.30pm during the Nursery year. For example they may start in September with the hours 8.30 - 12.30 but may extend their hours to full days of 8.30 - 2.30 in the Summer term. These arrangements need to be discussed with the Nursery staff and be consistent for your child.



# Our Nursery Environment

Our Nursery Environment





# Reception

When your child starts at St Saviour's School, the timings for the day are:

## **Morning sessions**

Start time: Pupils are welcome into the classroom from 8.30am

Classroom doors close at 8.45am

## **Afternoon sessions**

School finishes: meet at the back gate at 2.45pm

## **Your child's first day / week at school**

Please bring your child to the Reception playground where a member of the Reception team will meet and greet you.

We may ask you to stay and support your child initially to help with the settling period, this can be discussed with the staff team.



# Our Reception classroom

## Our Reception classroom



## Curriculum

At St Saviour's we deliver a curriculum based on the framework for the Early Years Foundation Stage. This describes the seven areas of learning and development which "must be implemented through planned, purposeful play".

The framework also states that "Practitioners must respond to each child's emerging needs and interests, guiding their development through warm, positive interaction." We have a fantastic team of adults who put this into practice every day.

In addition, the framework describes "Three Characteristics of Effective Learning... playing and exploring, active learning and creating and thinking critically." These describe exactly the approach we take to learning in our Foundation Stage at St Saviours Primary School.





## Uniform



### All Foundation Stage pupils should wear the following

- St Saviour's School sweatshirt/cardigan with logo or burgundy sweatshirt/cardigan
- St Saviour's School burgundy polo shirts or plain burgundy polo
- Coats, which must be warm and waterproof
- Shoes/ trainers which should be black and where possible have Velcro straps
- Please put your child's name in **all** their clothes
- School dresses can also be worn. Grey pinafore dresses (Winter) or red and white check (Summer).
- Grey trousers or shorts.

### Nursery children only

- Trousers/shorts/leggings/skirts which can be worn in black or grey

### Reception children only

- St Saviour's School burgundy tracksuit/jogging bottoms for PE days or plain burgundy tracksuit/jogging bottoms
- St Saviour's School white P.E. t-shirt or polo shirt or plain white t-shirt/polo shirt

We will go outside in all weathers, so a waterproof coat and wellington boots (to be kept in school) are essential. If the weather is sunny, a sun hat will need to be kept at school and all day sun cream must be applied before school that will last all day.

**Please provide a spare set of clothing including socks and pants. These can be kept in a small bag on your child's peg, ready for any messy or wet play accidents.**

School uniform clothing is available from JSSK, Les Quennevais Parade or Lyndale Sports, Trinity. Both stockists offer online ordering and items are able to be delivered to school. The PTA hold regular second hand uniform sales, each item costs £1.



## Snack/Lunch

We promote healthy eating throughout our school. During the morning the children will sit down to eat a healthy snack. This is a social time when children learn valuable lessons and develop new skills as they eat together.

Please provide a healthy snack (for example; fruit/vegetable portion, yoghurt etc) in a named container/packet. Your child will also require a named water bottle for them to access water throughout the day.

Nursery children that stay after 12:30 and the Reception children will also require a healthy lunch box. We discourage the children from eating treats such as chocolate bars or sweets in school and suggest that these are saved for at home. We appreciate your support with encouraging healthy eating and drinking.

In Early years we ask for a donation of £14 per term as a contribution towards a Friday group snack, this can be paid online

Bank details: Lloyds Bank

Sort code: 30-94-61

Account: 86371760

Account name: St Saviours Primary School



## **Illness and Medication**

If your child is unwell please call the school (01534 725549) by 9am to inform us of their absence. Should your child become unwell during the day we will call you.

Please ensure we always have up to date contact details for you.

Please note that your child will not be well enough to attend school if they have a high temperature or if they have sickness or diarrhoea. Children are required to remain away from school for **48 hours** after the last episode of any sickness or diarrhoea.

Please let us know if your child has an allergy. School is not able to administer medicines to children, except in exceptional circumstances. Such examples include diabetic 'pens', asthmatic inhalers, epileptic or other ongoing medication prescribed by a doctor. Please speak to a member of staff in these circumstances.

## **Assessment**

During your child's time in the Foundation Stage we will be collecting assessment information allowing us to celebrate their successes and plan for their future learning. The assessments will be in the form of photos, observations and interactions with your child. Some of these will be recorded and be available for you to see in their Learning Journey. We will also use these assessments to update our school online assessment tool.

## **Nursery Induction Process**

For Nursery children we will be offering home visits in September. This is a fantastic opportunity for staff to get to know you and your child in your own home. It will also give you the opportunity to ask any further questions that you may have and allow us to ensure the best induction for your child into the Nursery. There will be opportunities in September for you and your child to 'Stay and Play'. During this time you and your child can familiarise yourself with the setting, meet staff and other families. We will then have sessions where your child can stay in the Nursery on their own, building up their hours in the Nursery. Please note that every family is different and we will try to accommodate everyone's needs and ensure a smooth and happy transition to the Nursery as possible.

## Outdoor Play

All children will be given the opportunity to play outside throughout most of the day whatever the weather. It is important that you dress your child for school appropriately: warm clothes and a waterproof coat when it's cold and wet; sun hat and sun cream when it's sunny. For safety pupils need to wear clothes that cover their shoulders in the sunny weather and enclosed shoes so their toes are covered.

Children get wet, muddy and messy when they play outside. We provide protective clothing for them to wear, if possible, please provide a pair of wellington boots for your child which are clearly named. You can also provide your child with a waterproof suit if you choose.

We teach children how to minimise how messy they get and they do get better at this as they get older, but it's part of their learning and development we can't expect them not to get messy whilst playing in the mud, water and sand. Please be patient with this.

We believe it to be an essential component of young children's learning and development to play and learn outdoors, so we encourage this as much as possible. Children need to be allowed to experience the world around them in full, messy, muddy, wet environments if they are to make use-ful



meaning of it.

## **Things you can try before your child starts in Nursery/ Reception in September**

- Have conversations with your child as often as possible. This may seem obvious but it is the most valuable thing you can do. Talk is wonderful!
- Read to your child every day if possible.
- Look through this booklet and familiarise your child with members of the staff team and the school areas.
- Enjoy sharing stories, songs and rhymes with your child, both in English and your home language.
- Make good use of outings with your child e.g. parks, shops, libraries, swimming pools etc. talk about their interest and things they enjoy (at this time, following the latest Government guidelines to keep safe)
- Encourage your child to look for numbers and words in their local environment e.g. door numbers, bus numbers, shop names and food labels.
- Once we start school, if you would like to bring in any creative models, paintings or drawings, we would be happy to display them in the classroom to celebrate your child's achievements.
- Encourage and support your child to be independent in:

washing hands

Using the toilet

Putting coats and shoes on

Blowing their nose

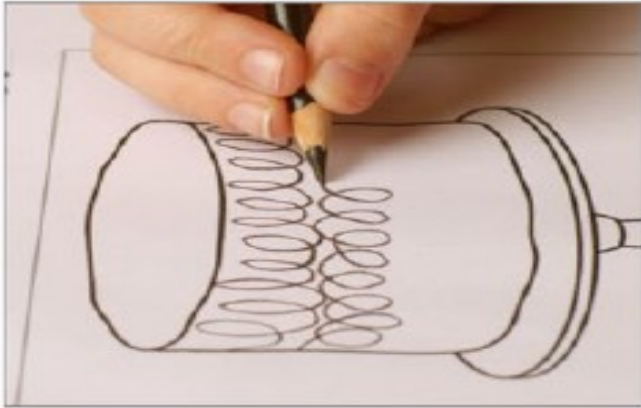




## Letter formation

Many young children are not yet ready or interested in writing letters. However, if they are keen to try, this shows how we teach the formation of the letters, we teach them to form lower case letters correctly first before we introduce capital letters.

### FOUNDATION

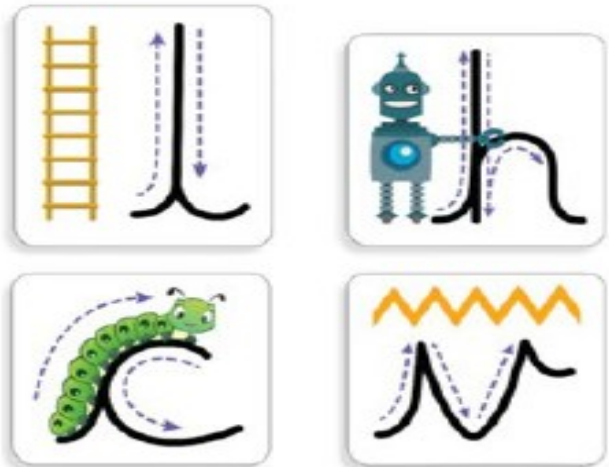


- Sit in the correct position and hold a pencil correctly to allow fluid movement of the nib.
- Improve fine and gross motor skills by enjoying drawing pre-cursive patterns in a variety of writing materials such as modelling clay, air writing, sand trays, felt pens, crayons, pencils, IWB, iPads/tablets.
- Understand the language need to describe pencil movements in preparation of letter formation.



### RECEPTION

- Hold a pencil in an effective manner for writing and be encouraged to correct any errors in grip or stature.
- Understand that letters are written on a base line and that all cursive letters 'start on the line' and 'end with a hook'.
- Begin to form some recognisable joined-up cursive letters, capital letters and numerals.
- Have an understanding of writing their own name.
- Understanding different shaped letter families.



## **Letter Sounds**

We teach letter sounds rather than the letter names when pupils are ready. We start with letter sounds before naming letters as this supports with early phonics and reading. We have a link on our school website page that speaks the sounds as we teach them, the link is:

<http://www.stsaviour.sch.je/page/?title=Phonic+Development&pid=22>

It's in the section on Curriculum and Learning then Phonic Development on the school website ([www.stsaviour.sch.je](http://www.stsaviour.sch.je))

You can find other sound links on websites such as YouTube.



We follow the Letters and Sounds scheme throughout Foundation Stage and Key Stage One at St Saviour's School.

## **Makaton**

If your child is learning English or if they are reluctant to speak, please encourage the use of these words and actions.



**Hello**



**Please**



**Book**



**Sit Down**



**Bird**



**House**




**Thank You**



**Goodbye**

### Number formation

In the same way that we thought you might find it helpful to see how we teach letter formation, this is how we teach writing numbers, number formation. Starting at the red dot and writing in the direction of the arrow.





## Internet Resources

Below are some websites for your child to enjoy a variety of educational games. Please also refer to our school website where we have even more links available.



Letter sounds:

<http://www.starfall.com>

<http://www.phonicsplay.co.uk>

Handwriting:

<http://resources.hwb.wales.gov.uk/VTC/ngfl/ngfl-flash/alphabet-eng/alphabet.htm>

Number games:

<http://www.ictgames.com/addition.htm>

## Number cards

To encourage number recognition

1	2	3
4	5	6
7	8	9
0	+	-

## **2023-24 Term Dates**

### **Autumn term**

#### **Term starts**

Monday 4 September

#### **INSET DAYS—SCHOOL CLOSED**

Thursday 14 September (compulsory)

Friday 20th September

**Half term :** Monday 23 October to Friday 27 October

**Term finishes:** Tuesday 19 December

### **Spring term**

#### **Term starts**

Thursday 4 January

**Half term:** Monday 12 February to Friday 16 February

**Term ends:** Wednesday 27 March

### **Summer term**

#### **Term starts**

Monday 15 April

**INSET DAY—SCHOOL CLOSED** Friday 24th May

**Half term:** Tuesday 28 May to Friday 31 May

#### **Public holidays—School closed**

Monday 6 May

Thursday 9 May

Monday 27 May

**Term ends:** Friday 19 July

## **Attendance**

The school holidays are published well in advance of the beginning of the school year. Reminders are also sent by newsletter. Term dates are available on the [www.gov.je](http://www.gov.je) website.

We work very closely with the Educational Welfare Service and our absence rates are monitored on a daily basis through electronic registration.

Taking holidays in term time is inappropriate as this affects your child's access to the curriculum. We appreciate that, very occasionally, this is unavoidable due to exceptional circumstances. Please speak with the Headteacher to discuss the reasons for requesting time out of school.

## **Questions**

If you have any questions or concerns throughout your child's time in school, please see the teacher or a Nursery Officer at the beginning or end of the day. Be aware that these are busy times of the day so if you would prefer to make an appointment to talk when things are less busy, please feel free to do so.

