



Nursery Term 3 'Home Learning'

Growing theme


As part of our learning related to growing please complete as many of the activities below as you can during the next few weeks as home learning. We recognise that there have been different levels of participation in home learning to date and understand that sometimes it is difficult to complete all the activities at home. Please try to do what you can and take photos to show us any other activities you have been doing together during this time.

Online links	<p>The www.eyfshome.com website is updated daily with activities for parents to do at home. It includes videos, stories and lots of ideas for playing and learning together. You can access all the previous activities, so there is plenty to keep them engaged and interested.</p> <p>www.twinkl.com</p> <p>There are great resources available via the Twinkl website. You will need to follow the link https://www.twinkl.com/offer and enter the code: CVDTWINKLHELPS It will require an email and password but they have given free access during this time. Please have a look at other resources that your child may find interesting too.</p> <p>Please also continue to use the online links and suggested activities from the previous 'Home Learning' activities sheet.</p>
Maths	<p>Talking about days of the week. What day is it today? What day it was yesterday or will be tomorrow.</p> <p>Days of the week song for example https://www.youtube.com/watch?v=3tx0rvuXlRg</p> <p>Counting daisies/flowers growing outside on a walk, looking from your window or a picture of a garden in a book.</p>
Literacy	<p>Read a range of stories related to growing and life cycles.</p> <p>Online story of Jasper's Beanstalk by Mick Inkpen https://www.youtube.com/watch?v=Da6lxY_8jmU https://www.youtube.com/watch?v=SRE88_fu0rs Interactive story version</p> <p>Online story of Tiny Seed by Eric Carl https://www.youtube.com/watch?v=3mtpOVHJuP4</p> <p>Online story of The Very Hungry Caterpillar https://www.youtube.com/watch?v=kMjTKNoZn_o</p>
General learning	<p>Paint or draw a flower – think carefully about the different parts of a flower and the colours you will use.</p> <p>Find 3 different coloured flowers when you are out and about or in the garden.</p> <p>Make a miniature garden in a tray.</p> <p>Design a garden by drawing, cutting and sticking images from magazines.</p> <p>Plant a seed and watch it grow – save an apple seed or tomato seed and plant it in some soil. Give it some water and light, hopefully it will grow. If you are able to get out or have seeds at home you could plant other things (cress or sunflower seeds tend to grow quickly).</p> <p>Keep a seed diary – draw or take photos, measure the plant using a ruler, see how many blocks high it is or make a mark on a piece of paper. How many leaves does it have today? How has it changed?</p>

Below is a range of learning activities available via www.twinkl.com or by following the direct link. These will also be available in the paper copy of the home learning pack.

Plants and Growth Home Learning Challenge

Try making a model of a flower. You could use playdough, paper or card, construction toys, empty cardboard tubes and boxes or plastic tubs and pots. Think about how you could make the stem, the flower and the leaves. We would love to see any models you make!



Go for a walk with a grown-up around a garden or park. Look carefully to see what plants and flowers you can see growing. You could take some photos or draw some pictures of the things

There are 6 seeds

Plants and Growth Home Learning Challenge

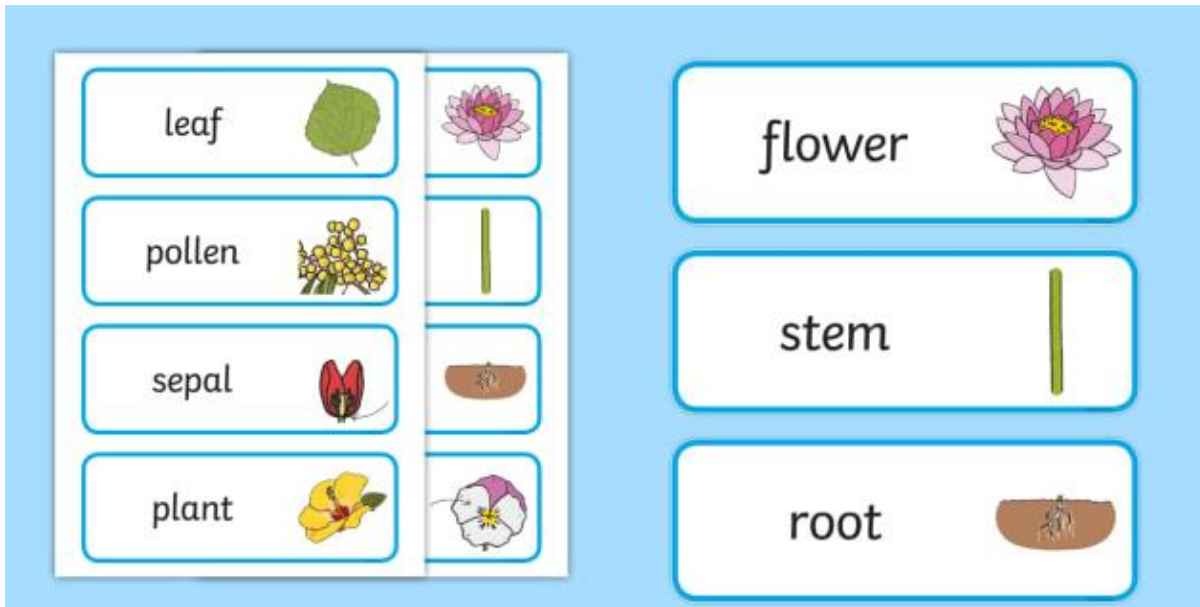
Try making a model of a flower. You could use playdough, paper or card, construction toys, empty cardboard tubes and boxes or plastic tubs and pots. Think about how you could make the stem, the flower and the leaves. We would love to see any models you make!

Go for a walk with a grown-up around a garden or park. Look carefully to see what plants and flowers you can see growing. You could take some photos or draw some pictures of the things you see.

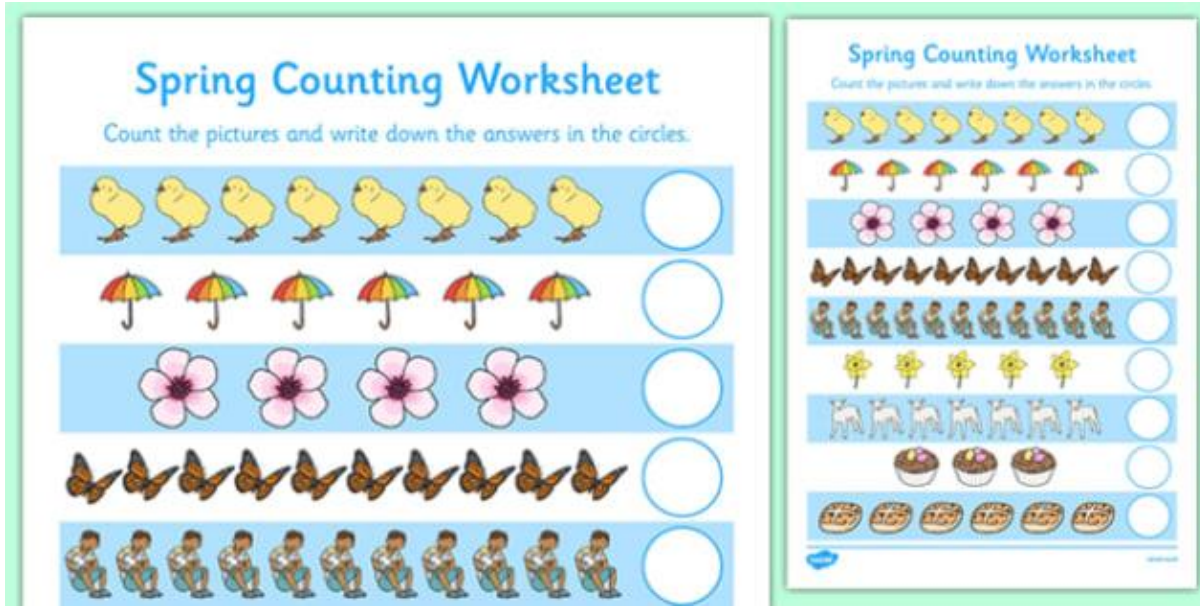
There are 6 seeds waiting to grow in flowerpot. If 2 seeds start to grow, how many seeds would still be waiting to grow? You could use your fingers or draw a picture to help you.

Try growing some plants or flowers at home. You could try planting some seeds in a pot or in your garden. Remember to give your seeds some water and put them somewhere sunny. Can seeds grow quite quickly or you could try planting some flowers.





<https://www.twinkl.com/resource/t-n-450-my-counting-worksheet-spring> counting spring pictures



<https://www.twinkl.com/resource/t-n-5017-flower-fingerprint-counting-activity-sheets>



<https://www.twinkl.com/resource/t-t-27181-pencil-control-sheets-to-support-teaching-on-jaspers-beanstalk>